



Cleaning & General Safety Instructions

Note—Full Instructions for use:

Please refer to the "Instructions for Use" manual included in your headlight kit.

Cleaning:

Before cleaning, disconnect the charger from the device and power off completely. Avoid excessive moisture as this may cause serious damage to the security and present safety risks and void the warranty. The instrument housing may be cleaned with a soft cloth moistened with alcohol or a non-aggressive disinfectant solution. Do not soak or spray with disinfectant. The black padding strips may be removed for cleaning by pulling apart the snaps. The pads may be cleaned in the same way; do not soak or spray with disinfectant. New pads are available as accessories and should be routinely replaced.

Disposal:

This product must be disposed of separately as an electronic device in accordance with the local regulations. Dispose of used batteries promptly and properly. In some regions, the disposal of lithium batteries in household or business waste may be prohibited. Kindly dispose of used batteries in a responsible manner.

General Safety Precautions & Warnings:

Do not shine headlight directly into anybody's eyes. Never hold microscopes or other optical lenses in front of the headlight. The LED light source is intense and has a high secondary exposure potential due to its blinding effect. Temporary reduction in visual acuity and afterimages can occur, leading to irritation, annoyance, visual impairment, and even accidents, depending on the situation. Use the rheostat for dimming to the appropriate setting. Do not use the bezel's aperture adjustment pin for adjusting beam angle. Pen intended for side-to-side motion only, not pivoting the bezel.

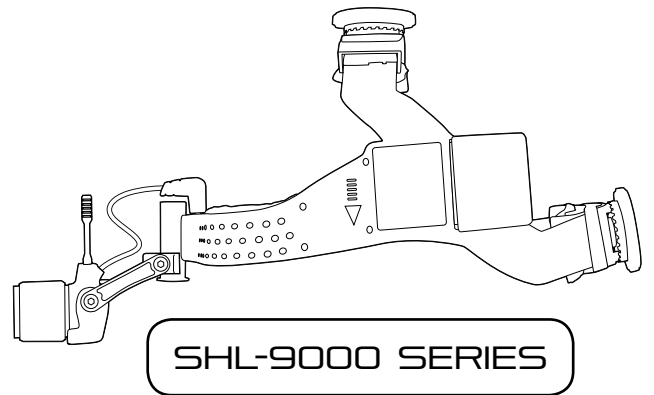
Distributed by: Bryton Corporation



4001 Methanol LN
Indianapolis IN, 46268
www.brytoncorp.com
info@brytoncorp.com

Reordering Information

For reordering Altra-Gel pads please call 1-800-567-9500, visit www.brytoncorp.com, or email sales@brytoncorp.com.



Questions & Customer Services:

Email: customerservice@brytoncorp.com
or
sales@brytoncorp.com
Phone: 1-800-567-9500

STALLION CHROME 9000 SERIES CORDLESS LED SURGICAL HEADLIGHT

Harness Type:

Two HARNESS TYPES for your comfort.

Hard-Top Harness

Two mechanically adjustable dials for a fast and comfortable custom fit.



Soft-Top Harness

One mechanically adjustable dial, and a soft comfortable neoprene top banding.



Standard Available Kits:

Four STANDARD KITS to fit your needs.

SHL-9000 Kit

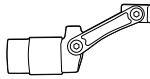
Bezels Included:
SHL-9000-MC3, SHL-9000-MC6, & SHL-9000-MC7

Brightness Max: 275,000 LUX*
Spot Range: 1cm-20cm*

SHL-9300 Kit

Bezel Included:
SHL-9000-MC3

Brightness: 100,000 LUX*
Spot Range: 1cm-10cm*



SHL-9600 Kit

Bezel Included:
SHL-9000-MC6

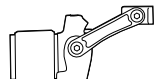
Brightness: 200,000 LUX*
Spot Range: 7cm-9cm*



SHL-9700 Kit

Bezel Included:
SHL-9000-MC7

Brightness: 275,000 LUX*
Spot Range: 9cm-20cm*



**Drawings are not to scale. "LUX" & "Spot Range" measurements based from: 25cm (10") Working Distance.*

Standard Kit Accessories:

All STANDARD KITS include the following premium accessories.

All 3 MC Bezel Units

SHL-9000-MC3, SHL-9000-MC6, SHL-9000-MC7

SHL-9000-B2

Rechargeable Batteries (Set of 2 batteries)
Type: Lithium Polymer Batteries
Capacity: 2400mAh, 8.9Wh
Weight: 56.7g (one battery)

SHL-9000-CUS

Micro USB (UPS wall plug/USB cable)

SHL-9000-CS

Aluminum Case (Includes carrying strap)

Hospital Kit Accessories:

Accessories included with the HOSPITAL KIT optional upgrade.

SHL-8000-DC4

4-Bay Charger with 4 Rechargeable Spare Batteries

4-Bay Charger AC1 100-240V,
Input: 50/60Hz
Output: 4.2 V/1200mA
Charging Time: 2.5 Hours

SHL-8000-M1

+2D: 1x (Small) Magnifiers

SHL-9000-M1

+2D: 1x (Large) Magnifiers

